

# CEEP

35 Featured Weddings

*Vanity Fair Inspired:  
Portable Portrait  
Studio*

*Who to hire on  
your wedding day*

*p.35*

## MEGAN & SCOTT

*"Our most influential couple of 2015" - Christina Esteban*

2016



# 1 EDITION



# CEP

2016 No.1



## 3 Let's Do This!

CEP Team  
Weddings  
Portable Portrait Studio  
Boudoir  
Maternity  
Editorials

- Greenhouse
- Rush Couture
- Di Carlo Couture

## 35 Our Work Family

Cava Rose  
NDG Fleuriste  
Charlotte Marie  
Flannery  
Nora O.  
Tuck Shop  
Rustique Pies  
Luisa Galuppo Cakes  
Groupe ABP

## 2015 Features

## 51 Weddings

Anitha & Inder Brar  
Maude & JF  
Natalia & Mikael  
Laura & Matt  
Mireille & Giovanni  
Irit & Jamie  
Marlene & Evan  
Dani & Sam  
Fanie & Martin


## Weddings Cont.

Maria & Rory  
Jess & John  
Julie & Zel  
Daniel & Joshua  
Vanessa & Lorne  
Tania & Daniel  
Joanne & Christophe  
Leo & Ori  
Alison & Rob  
Vickie & James  
Laura & Rob  
Caroline & Bing  
Megan & Scott  
Monika & John  
Mia & Patrick  
Alex & Jason  
Elena & Gillian  
Saleem & Jack  
Loriann & James  
Meagan & Ryan  
Fernanda & Frederico  
Molly & Jeremy  
Karine & Alex  
Erin & Joel  
Rola & Nathan  
Malika & Sam

## Engagement and Portraits

## 233 Congratulations!

Claudia & Michel  
Rachel & Kang  
Andreanne & Fadi  
Rebecca & Ira  
Brian & Andrew  
Christie & Jeremy  
Robin & Michael  
Jessica & Joel  
Joelle & Elie  
Chris & Olimpia  
Melody & Samson  
Grace & John  
Nour & Charles  
Jen & Rob





# CHRISTINA ESTEBAN

## PHOTOGRAPHER

I am the proud owner of Christina Esteban Photography (CEP), Photobooth Montreal & J'Adore Boudoir MTL. Since 2006, I have photographed hundreds of corporate events, weddings, family portraits, maternity sessions. We stand by your side and support your photography needs, while carefully curating images with an artful, thoughtful approach for your soon to be treasured memories. We become your director, good friend and someone to absolutely trust and professionally rely on. Quality, timeless photographs and happy wonderful clients are what we strive for and have proudly become known for within Quebec.

### Our Studio

433 Saint Claude Montreal, QC

H2Y 3B6

ce@cepstudio.com

514.777.9525

### Website

cepstudio.com

### Instagram

@cepstudio

### Facebook

ChristinaEstebanPhotography

*Capturing the moment* is what we do best. Our photo-journalism style of photography has dazzled & pleased our clients for the past 10 years. We provide real emotional and natural presence in photographs. We will spend the day with you by carefully composing, shaping each moment through the lens producing thoughtful & artful images that will soon become iconic photographic history on display in your wedding album, framed on walls, throughout your home to cherish for years to come. We are very confident not only in how personal and professional our work is but in the quality of our products and our ability to meet the needs of each individual client.

Makeup: Charlotte Marie Flannery

Hair: Nora O

Top: Di Carlo Couture



# MAGGIE BLAKNEY

*PHOTOGRAPHER*

Maggie joined our studio in Spring of 2014. She has grown with our company and has also become our studio manager and main Photographer. Our clients appreciate her artful eye and compassionate nature. Maggie will find the best version of you through the lens and make you feel at ease and comfortable the entire time you are with her. Maggie graduated from Toronto with a Fine Arts Photography degree, after which she studied fashion photography in Paris. We are very proud to have Maggie, who dedicates her heart to her work and our clients. We know you will love her!



Makeup: Charlotte Marie Flannery



# WEDDINGS



## Capturing the moment

is what we do best. Our photo-journalism style of photography has dazzled & pleased our clients for the past 7 years. We provide real emotional and natural presence in photographs. We will spend the day with you by carefully composing and shaping each moment through the lens. We produce thoughtful & artful images that will soon become iconic photographic history on display in your wedding album, framed on your walls, and throughout your home to cherish for years to come. We are very confident not only in how personal and professional our work is but in the quality of our product and our ability to meet the needs of each individual client.



# PORTABLE PORTRAIT STUDIO

## VANITY FAIR INSPIRED

Our portable studios are ideal for events and are always a spectacular focal point. Having a professional portrait studio as a part of your entertainment gives an added dimension and creates a unique, fun experience for guests to enjoy. Think outside the box!





# BOUDOIR



Hair & Makeup: Charlotte Marie Flannery  
(Dulcedo Artists)

Lingerie: Blush

Model: Molly Dulcedo Model Management

Location: Hyatt



## Boudoir photography


is not only a must have experience every woman should partake in, it's also a fabulous wedding or anniversary gift for your beloved. We set ourselves apart from other studios with our commitment to providing a safe and encouraging environment for women, building trust and creating beautiful pieces of editorial-style art you will enjoy for years to come.

Makeup: Sharleen Young (Annie Young  
Cosmetics)

Model: Anathalie

Location: CEP Studio





*Find Reason  
To Celebrate  
Yourself*

Hair & Makeup: Charlotte Marie Flannery  
(Dulcedo Artists)

Lingerie: Blush

Model: Nikk Dulcedo Model Management

Location: Hyatt

*All the women*  
out there, lets celebrate.  
Being a woman is  
powerful! And being a  
strong and independent  
woman is even more  
powerful. We are loving  
every minute that we  
get to photograph  
incredible women who  
have something they  
want to celebrate. We  
will bring out your own  
inner sexy self and rock  
your boudoir shoot!

Makeup: Tammy

Model: Tammy

Location: CEP Ststudio





# MATERNITY



Hair & Makeup: Charlotte Marie Flannery

Model: Emilie

Location: CEP Studio



# YUMMY

*MUMMY*

Model: Tracy

Location: CEP Studio





*Greenhouse*  
WESTMOUNT



# SPRING

*Inspiration*

Makeup: Charlotte Marie Flannery (Dulcedo Artists)

Stylist: Kahdy Tamadinda

Hair: Nora Onahessian

Bouquet: NDG Florist

Model: Candice Dulcedo Model Management

Location: Westmount Greenhouse



# BATHING

BEAUTY

Designer: Claudette Floyd Rush Couture  
Hair & Makeup: Charlotte-Marie Flannery (Dulcedo Artists)  
Model: Yekta Dulcedo Model Management  
Jewelry: Trink  
Venue: Hotel Place D'Armes

One of North America's most stunning historical districts, Old Montreal Weddings provides an enchanting backdrop for your wedding for years to come. HOTEL PLACE D'ARMES



# RUSH COUTURE



Designer: Claudette Floyd Rush Couture  
Hair & Makeup: Charlotte-Marie Flannery  
(Dulcedo Artists)  
Model: Yekta & Tracy  
Dulcedo Model Management  
Jewelry: Trink  
Venue: Hotel Place D'Armes





# EVENING

COUTURE



Designer: Claudette Floyd Rush Couture  
Hair & Makeup: Charlotte-Marie Flannery  
(Dulcedo Artists)  
Model: Yekta & Tracy  
Dulcedo Model Management  
Jewelry: Trink  
Venue: Hotel Place D'Armes





# ELEGANCE

*DI CARLO COUTURE*

At the heart of Montreal's Little Italy lies talented business venturer Antoinette Di Carlo, founder and designer of her signature haute couture label, Di Carlo Couture.

Designer: Antoinette Di Carlo

Hair & Makeup: Charlotte-Marie Flannery  
(Dulcedo Artists)

Model: Gabrielle Montage Agency

Jewelry: Trink







**B**y taking the most classic & luxurious fabrics and adding a personal twist, reinvention becomes an emotive response. Di Carlo continues to derive a refreshing sense of inspiration by whoever is coming through her studio door, striving for nothing but the best in both quality and artistry, while getting the buzz out there about Montreal's best kept fashion secret.

Designer: Antoinette Di Carlo

Hair & Makeup:

Charlotte-Marie Flannery  
(Dulcedo Artists)

Model: Gabrielle Montage

Agency

Jewelry: Trink

With a passion for haute-couture dress making, a keen taste for perfection and a sharp eye for detail, Di Carlo Couture captures the essence of elegance and femininity that women seek. With a skillful blend of inventiveness, innovation, and high caliber workmanship, Antoinette Di Carlo offers a genuine and evolutionary design service.





Designer: Antoinette Di Carlo  
Hair & Makeup: Charlotte-Marie Flannery  
(Dulcedo Artists)  
Model: Gabrielle Montage Agency  
Jewelry: Trink



# DI CARLO COUTURE



# MAKE-UP

*Charlotte Marie Flannery*

Bride: Amanda

Montreal makeup artist Charlotte Marie Flannery is an award winning makeup artist who has a solid reputation in both the fashion and wedding industries. She trained in her craft in both Paris and New York, adding an international flair and fashion inspired flavor to her work. She has been a choice of many of Montreal's most lovely brides, and the results have been stunning.



Bride: Laura



Bride: Malika






# HAIR




Nora O

"13 years ago I found my passion. From Colors to hairdos, I love finding the right combination that's unique to each one of my clients." - Nora Ohanessian

Bride: Loriann



Bride: Karine



Bride: Monika



# CAKE

*Luisa Galuppo Cakes*

"Every cake is a labor of love!"  
This is our philosophy. A cake should not only be delicious and beautiful, it should also be a reflection of each couples personal story and vision. Fresh ingredients, delicate hand made details and, of course, a lot love go into each of our sweet creations!" - Luisa Galuppo





# FLOWERS

*Fleuriste NDG*

"It's with great pride and joy that I look back on a business my parents started over 50 years ago. I've had the privilege of knowing amazing clients that have been loyal to us for decades even generations. It's really a special feeling when I meet a Bride for the first time and she says, your florist did my parents wedding 30 years ago... Or when I have the honour of being part of entire families special events. Being a florist is so rewarding in many ways and you get to meet great people along the way." - Isabelle

41 CEP | CEPSTUDIO.COM



42 CEP | CEPSTUDIO.COM



# SWEET TABLE




*Rustique* is a country pie stand, in the city! They bring rustic, refined elegance to custom designed sweet tables, wedding cakes and gifts.





# CATERING

TUCK SHOP



"Neighbourhood eatery for upscale, market driven eclectic dishes in a compact & cozy room with a bar." - Tuck Shop





# PLANNING

*Cava Rose*


"Cava Rose is one of a kind. Since opening in 2010, Cava Rose has won several international and national awards doing what it loves - creating unforgettable weddings, milestone celebrations, corporate, and fundraising events. When you call on Cava Rose, it's because you're looking for something special, exceptional... an event that sparkles. For us, every event - whether intimate or immense - is unique, because every occasion is unique." - Cheryl Domingo





# RENTALS

*Groupe ABP*



"Groupe ABP/Sofa to go is a dynamic high end rental company with a primary focus of pleasing their clients. Our main objective is to obtain your complete satisfaction; this is why we are always evolving and keeping up on current trends. Our extensive inventory and our personalized service allow us to be versatile and simplify your life. Whether your celebration is a wedding, a party or even a corporate event, we have everything for all tastes and themes. You only have to make one stop at Groupe ABP/Sofa to go to find everything you need to create a breathtaking event!" - Kristina



# DESTINATION

## ANITHA & INDER BRAR

### The Proposal Story

My husband proposed to me on July 11, 2014. After a long day of work I walked into my house where there was a blanket of rose petals from the doorway leading to a large shaped heart in the living room. Dressed in a suit, he was waiting in the center of the heart shaped roses. Surrounding him were candles and a dozen of a dozen roses and calla lilies. He did good! Special shout out to my dear cousin, Pamala for helping him.

### The Vision for the Day

Ever since I could remember, I've always envisioned a romantic outdoor wedding surrounded by my close friends and family. Since we planned on having a destination wedding, we really wanted to incorporate traditional ethnic Indian aspects for the ceremony, but shift to rustic glamour for the reception with a focus of the beach as a backdrop.

### The Planning Process

We are a no fuss no stress couple. We knew immediately that we wanted to have a wedding that was fun for the guests. So combining our party mentality and the desire to not have to micro-manage anything, we decided that a destination wedding was the way to go. Seven days of partying at an all-inclusive resort and all we had to do was decide between wedding package A, B, or C? Yes please! What can I say, Pinterest is everything! After finalizing all the pins to our board, we forwarded all the details and concepts over to the wedding coordinators in Cancun. They handled everything from there!

### Groom's Attire

Simple and classic. Went with a grey tux ordered online from Asos.



*"He was waiting in the center of the heart shaped roses"*

### The Venue

We picked a beautiful resort to hold our traditional Sikh ceremony (Moon Palace Golf & Spa in Cancun, Mexico) as they cater to ethnic weddings and have a huge wedding department. We decided to hold the reception off-site at Mandala Beach Club in downtown Cancun as it was a private venue.



# CANCUN

January 13th to 15th 2015

### Finding the Dress

For the ceremony, I wanted something bright and elegant. Instead of the more traditional red lengha, I had a custom lengha made from Pakistan and went with blue to incorporate the beach backdrop and added purple and gold as accent colours. Thank you, Uzma Kala for custom designing my gown right down to the matching jewelry! For the reception, I wanted a traditional and timeless silhouette but I also wanted to incorporate something to make it unique. The dress was a Lis Simon lace peplum fit and flare and I went with the untraditional blush colour. I am still so in love with this dress.

### The Readings + Music

Traditional Sikh hymns were performed by the priests during the ceremony. The DJ for the reception played a mixture of dance hits as well as bhangra hits.

### The Flowers

Flowers are supposed to be a big part of the wedding and just like any bride, I wanted my flowers to look perfect. To incorporate a rustic theme for the reception, I went with tall centerpieces with high branches filled with blush hydrangeas.

### Videographer

Kristoffer St.Clair from For You Productions Resort in Cancun.

### The Details + Decor

For the ceremony the theme colours were blue, gold and purple to match our outfits. We had gold fabric draped in the gazebo, a purple isle and gold and blue seat covers on the floor.

We wanted that "wow" factor for the reception. Our colours were blush and grey to compliment our outfits. We had an illuminated dance floor, a huge LOVE sign front and center, and had candles surrounding the floral centerpieces on the each table. Our favourite detail had to be the mini tequila bottles we had custom made as giveaways.

### The Honeymoon

We decided to stay an extra week in Mexico at the Beach Palace Resort in Cancun.

### The Cake

Red Velvet

### Most Memorable Moments

Definitely seeing how emotional Inder's dad was during the ceremony. There's something about a father getting choked up that just melts your heart. A close second were the lanterns we all lit and had floated into the sky. We had all our guests participate in this.

### What happened that wasn't planned

Nothing. We are so blessed that everything happened according to plan!





# ANITHA & INDER BRAR





# ANITHA & INDER BRAR

## Advice for Other Couples

RELAX and to go with the flow. Having a destination wedding means that you have to let go of control as there are so many unknowns that could happen. We relied on good weather to hold our outdoor wedding but we did have a backup plan in the event the weather disagreed with us. We dealt with everything over email. We took a chance to have our reception at a place where we didn't know any couples who were married there. You have to go with your gut and just take a chance.



*"You have to go with your gut and just take a chance."*



# WINTER

MAUDE & JF

# WEDDING

## Vos conseils pour les autres couples

Engager une planificatrice de mariage. Vous serez moi stressé le jour venu. Vérifié sur internet avant d'acheter votre robe. Vous pourriez trouvé le model que vous désirez à un prix bien meilleur.

## Votre vision du mariage

Pour nous le mariage est une alliance devant Dieu. C'est une promesse d'amour autant dans les bons moments que dans le moments difficiles. Le divorce n'est pas une option! Si quelque chose brise on le répare.

## La planification

Moi et mon maris vont tout planifier nous même. Mais si c'était à refaire nous engagerions une planificatrice car ça à été beaucoup de stress.

## Le lieu

Banquet Renaissance Montréal-Nord

## La robe

La robe à été un coup de foudre qui nous à couté vraiment cher. C'était une journée ou je voulais tout simplement m'amuser à essayer des robes. Je ne regardais donc pas les prix. J'en ai finalement essayé une que je trouvais étrange et pouff !!! Je me suis mise à pleurer. J'étais en amour! C'était la bonne. Mais quand j'ai vue le prix j'ai aussi pleuré car je savait qu'elle était au dessus de nos moyen. Avoir sue que la meme robe était 300\$ sur internet, je n'aurais jamais fait la gaffe de l'acheter à 1800\$ au château de la marié. La difference est énorme ce qui m'a fait sentir comme si on m'avais volé.

## Le costume du marié

Mon maris à loué son costume chez Moores avec les garçons d'honneur. Il la choisi en gris foncé car il le préférait au noir.

## Les lectures et musique

Nous avons signé le contract avec Select Animation car on nous l'avait fortement conseillé. Malheureusement nous étions tellement dans notre bulle que nous n'avons pas beaucoup apporté d'attention à la musique. Nous trouvions seulement que la musique était trop forte car le dj essayait de couvrir la musique qui venait de la salle d'à coté.

## Le gâteau

Le gâteau a été fait pas Julie Pothier ma tante adoptive qui est en fait la meilleur amie de ma mere. Elle fait des merveilles alors quand elle nous à offert de faire notre gâteau de mariage, nous savions qu'il serait super beau et super bon alors nous lui avons laissé carte blanche et Wow!!! On étaient tellement content du résultat!

## L'Histoire de votre bague de fiançailles

La bague de mon maris à couté 6x la mienne car j'ai eu un coup de foudre sur une bague d'une valeur moindre.

## Les fleurs

Nous n'avions pas de fleurs à notre mariage appart les quelques fleurs des centres de table. C'était un mariage d'hiver alors j'ai décider de créer des bouquets et des boutonnières à partir du concept de glaçons. Alors j'ai été acheter des diamants et des pierres en plastique au dollorama et du fil de fer et je me suis mis à la tâche. J'étais très fier de pouvoir dire que les bouquets et les boutonnières étaient mes propres créations et j'ai reçu plusieurs compliments pour ma créativité. Il y à même un groupe Facebook qui à repris mon idée des boutonnières et qui à fait un tutoriel pour que les gens sachent comment en faire des pareil.

## Votre photographe

Notre photographe était Christina Esteban qui travaillait en équipe avec Maggie. Elles ont fait un excellent travail et ont sue nous mettre alaise dans une atmosphère qui était sur le rush. Mon maris a aussi eu le privilège de se faire prendre en photo lui et c'est garçons d'honneurs par l'un de ses très bon ami Benoit Pitre qui est venue de la France pour assister à notre mariage et aux préparatifs chez les parents du marié.

## Votre vidéaste

Nous n'avons pas fait filmer le mariage au complet mais nous avons fait filmer la cérémonie pour garder un bon souvenir dans les moments difficile. C'était Stéphane Dumont un ami à nous qui c'était proposé pour nous aider.

## Les détails et décorations

La majorités des décoration dans la salle venaient directement de la salle. Nous avons loué un love seat que nous avons beaucoup aimé. Pour nos cartons d'invités, ce sont Pasteure Toni et ma meilleure amie Tricia qui ont écrit les noms de chaque invités et plié chaque cartons un à un. Une chance qu'elles étaient la pour moi car j'ai une très mauvaise écriture lol.

## Voyage de noces

Ma mère Marie-Félix Gascon et Éric Gemme nous ont offert notre voyage de noce. Nous avons décidé d'aller en République Dominicaine à Puerto Plata au Grand Ventana. Mon maris n'avait jamais sorti de l'Amérique alors pour lui ça a été un gros choc culturel et il a adoré! La plage était belle et la nourriture était bonne. Très bon service mais pas grand chose autour du resort si on veut sortir. Nous voulons y retourné c'est certain!



# MAUDE & JF



## Moments mémorables


Je me rappellerai toujours la merveilleuse soirée que j'ai eu avec mes girls dans la suite présidentielle du Hyatt Regency. Ma mère et Éric m'avaient fait une surprise en concoctant et prenant en charge de A à Z notre soirée de girls. J'étais tellement heureuse d'avoir toutes mes filles avec moi. Je sais aussi que mon mari va toujours se rappeler de sont temps de préparation avec ses boys et que ça la marqué. Un autre moments mémorable à été notre première fois. J'étais toute gêné car nous avions attendu au mariage avant d'avoir des rapports sexuels. Mon mari lui était excité et impatient de vivre ça première fois. Et bien sur le voyage de nocé fut un autre moment mémorable.







*March 28th, 2015*  
**NATALIA & MIKAEL**





# Laura & Matt



## ENGAGEMENT

### The Proposal Story

Unplanned. A perfect night out at a restaurant with friends and then at home, being ridiculous together. Matt realized he couldn't wait any longer to ask. Laura said yes. It was perfect.

### The Vision for the Day

We wanted a wedding that was all about the people we love celebrating with tons of amazing food and drinks. We wanted a cocktail dinatoire style wedding where our guests could all hang-out, laugh, and be silly. We didn't want a lot of procedures or speeches, just a great time with the people whom we love.

For design and style, Laura knew exactly what she wanted. She wanted the wedding to feel like an urban, secret garden. She wanted lots of candles and fairy light, tons of foliage with white and cream flowers, and tons of space to have fun in.

### The Planning Process

The planning process was pretty easy. Laura is an event manager by trade and loves planning parties! This was carte-blanche for her.

We already had a really cohesive idea of the type of wedding we wanted (lots of food and booze, great music, cocktail dinatoire, and an amazing space). So, for us, it was just about putting those pieces all together.

### The Venue

We got married at Entrepots dominion - an old textile factory turned event venue. It's a very industrial and urban space which was perfect for us, because there is nothing we like more than the contrast between hard and soft design.

### Finding the Dress

Laura was lucky with dress-hunting, she only went shopping twice and knew as soon as she saw the dress on the rack that it was the one. As soon as she put it on her mum and future mother-in-law knew as well. They cried, Laura beamed. It was lovely! (She won't lie though....dress-hunting was much more stressful and overwhelming than she expected.)



### Groom's Attire

Matt was really lucky. We walked into JCrew and there was a Ludlow Tuxedo with a notched collar on the mannequin. They took it off the mannequin and put it on Matt....you wouldn't have known the difference! It fit him perfectly, no alterations needed.

### The Readings + Music

The wedding was officiated by a close friend, Marco, who worked with Matt to write the script for the ceremony from scratch. (Marco was amazing - he nailed the right mix of personal stories, warmth, and humour, while mixing in both Italian & French to make it a trilingual script!) Laura and Matt chose the readings together, and had Matt's oldest friend, the person who introduced the couple, and our families handle the readings. We also wrote our own vows (Matt cried, Laura was close!) Exclusive Events were our DJs and they were fantastic. Everyone at our wedding was out on the dance floor at least once in the night. The old and the young, the Jackson-esque moonwalkers and the poor people (like me) who are cursed with two left feet and no sense of rhythm - all of us danced the night away.

### The Flowers

Our florist, Fleuriste NDG, was incredible! From the moment we described what we wanted, urban secret garden in shades of white and cream with tons of foliage, they completely understood exactly what we wanted. Classic, a little wild, and stunning. The flowers really became the most stunning part of our space.

### The Cake

We didn't have a cake, cake isn't really our thing. Instead we had Rustique Pie Kitchen create the most stunning dessert table.

It was perfectly vintage with mini-pies, homemade whippets, brownies, and so much more. My (Laura's) family also baked tons of our Italian family's favourites and Rustique Pie Kitchen added them to the table.

### Your Photographer

Our photographer was the amazing Christina Esteban Photography. The whole team was so lovely and made us feel completely at ease. Our photos are now some of our most cherished things.



### The Details + Decor

We're a little obsessed with our own wedding, so please forgive us. Our decor was perfectly vintage and urban. We tried to avoid the country look and instead went for urban industrial loft with some vintage touches. We wanted our space to feel like an awesome rooftop patio and not like a normal wedding venue. We broke the space up into different sections using different size tables: we had the "party" section with hightop bar tables, the family section with long tables and tin chairs, the cafe section with bistro tables, and the rooftop lounge. The room was lit with candles everywhere - 500 candles to be exact - and fairy lights in trees. The flowers were the piece de resistance spilling out of vases and draping over tables. Our favourite parts though, couldn't have been more different. The first was our bar. We had a huge round bar in the centre of our venue with an industrial shelf in the centre lit with candles and giant marquee letters on top of the shelf. The second was the hand-embroidered handkerchiefs that Laura's mum made

for each chair during the ceremony. She designed a logo, sourced the handkerchiefs, and the gold thread.

### The Honeymoon

Chile (& Buenos Aires, Argentina) for three weeks. We purposely delayed taking our honeymoon until seven months after the wedding, so that we could spend longer travelling. The wait was worth it. Having 21 days allowed us to pack a variety of different experiences into our honeymoon: relaxing in Chilean wine country, hiking in Patagonia, kayaking in Chiloe, and exploring vibrant cities like Buenos Aires & Valparaiso.

### Most Memorable Moments

Everything! Walking down the aisle with my dad. Our first dance when we were the only ones in the room, walking into the reception for the first time, staring into each others' eyes as we said "I do". Playing flipcup with all of our friends and family. Our wedding was perfect for us. Every single moment was incredible.

### What happened that wasn't planned

Very little! The drinking games commenced earlier than we had planned, as our friends spotted the beer pong cups and there was no stopping them (which actually worked out brilliantly, as everyone rotated to play a game or two throughout the night, without getting out of hand as we had feared). Similarly, our plan for a small flip cup game (bride + four friends vs. groom + four friends) turned into a massive "eastern Canada" (bride) vs. "western Canada" (groom) showdown. Much more fun in the end.

### Advice for Other Couples

Enjoy everything. Every little minute. Planning, the wedding, everything. And LET IT GO! On the day-of not everything will go as planned but just go with it. It will all work out. Enjoy every single minute!






*MAY 16th, 2015*

**LAURA & MATT**



# LAURA & MATT

*Entrepôts Dominion*





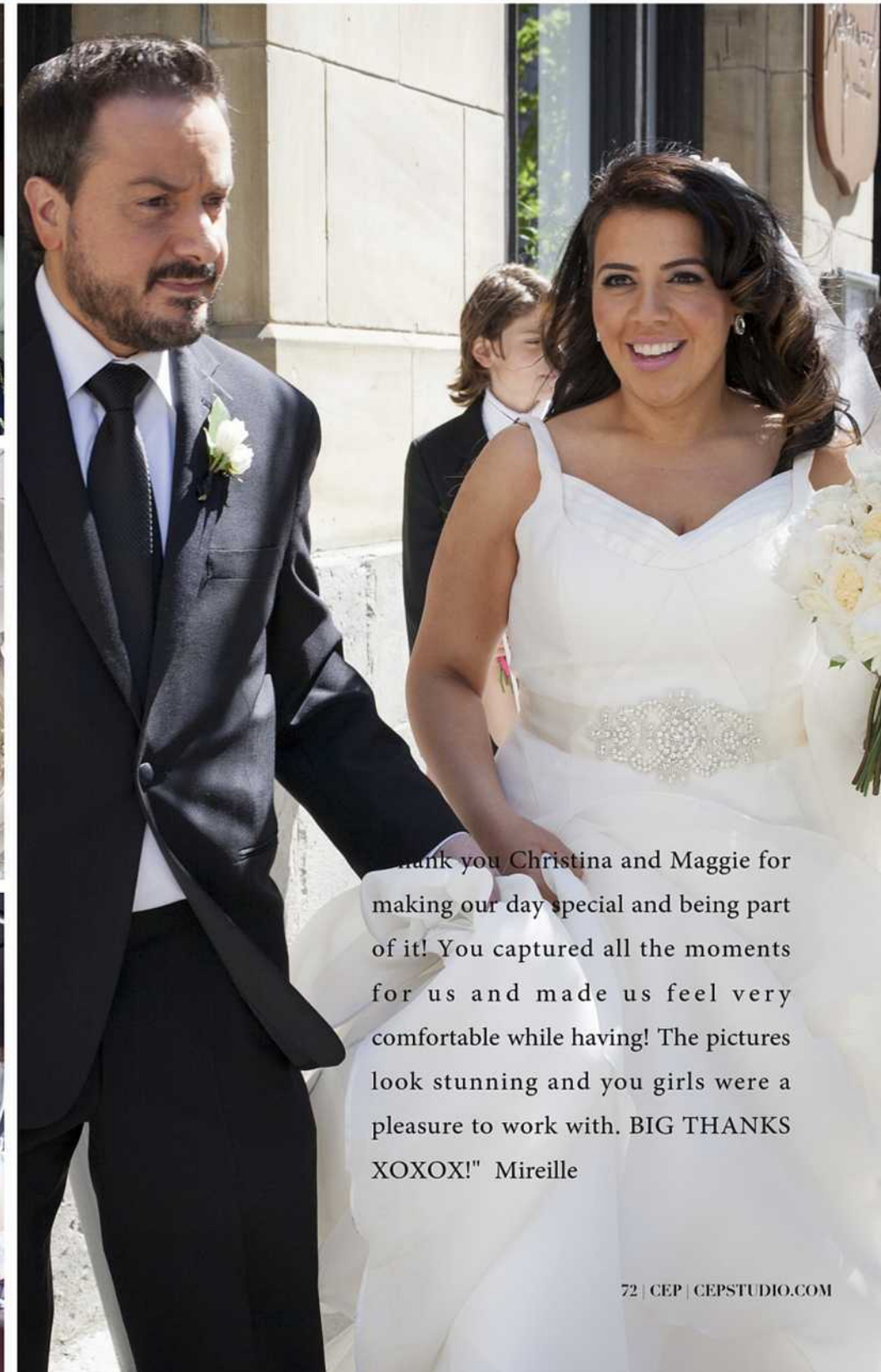
# MIREILLE & GIOVANNI

*May 17th, 2015*






# MIREILLE & GIOVANNI



"Thank you Christina and Maggie for making our day special and being part of it! You captured all the moments for us and made us feel very comfortable while having! The pictures look stunning and you girls were a pleasure to work with. BIG THANKS XOXX!" Mireille





# IRIT & JAMIE

*"WE* couldn't be happier - we had the most amazing experience from start to finish - you made us feel so comfortable and made our sessions so much fun!! Our engagement and wedding photos are beyond amazing! You guys are amazing. We can't thank you enough for capturing these memories for us - and we cannot wait to decorate our home with all the beautiful photos. :)"  
Irit, Jamie,  
and Tonka





# IRIT & JAMIE

*June 7th, 2015*





# IRIT & JAMIE


June 7th, 2015







# Marlène & Evan







*June 13th, 2015*

# MARLÉNE & EVAN





We are so honoured to have been introduced to this incredible couple by our friend Cheryl from Cava Rose. Marlene & Evan share several common friends of ours as well. This wedding was the perfect blend of modern meets natural elements/rustic. Marlene & Evan are simply an incredible match. They are surrounded by long lasting friendships and family. Evan's brother had one of the top speeches we've ever experienced. We are lucky to do what we do! We debuted our bubble machine who was George by Marlene!

Caterer: Tuck Shop. Flowers: Ndg Florist. Design & Planning: Cava Rose. Rentals: Sofa To Go. Location: Parisian Laundry - Christina

# Marlène & Evan





# DANI & SAMI

*June 19th & 20th, 2015*







# DANI & SAM

*June 19th & 20th, 2015*



"Thank you for being the most wonderful additions to our special weekend. To say we are in love with our photos would be an understatement (and our apartment walls are now a testament to that). My husband Sam (!! ) said it best, **"You guys have a complicated job. The most difficult part has nothing to do with lighting, lenses, or skinny arm. You're in the business of dealing with people at their most neurotic and on their most important days. In that regard you were nothing short of perfect."** Thank you for not only capturing our most special weekend, but for genuinely joining our families for that period of time. You all hold a very special place in our hearts, and we can't wait for the next excuse to work together again." - Dani



# DANI & SAM

*June 19th & 20th, 2015*



Best friends for life! I just adore these two, Dani & Sam. Seriously..guys, I loved the way you approached your awesome two day wedding. Two really fabulous people to know! - Christina








# FANIE & MARTIN

"Depuis la première rencontre jusqu'au grand jour, nous avons été ravis du professionnalisme et de la générosité de l'équipe de Christina Esteban Photography.

Leur sens artistique et l'attention portée aux détails se voient partout, et les résultats sont à couper le souffle! Nos avons reçu nos photos de mariage hier, je n'aurais jamais pensé qu'elles puissent me faire revivre cette journée aussi fidèlement. Elles sont tellement différentes de ce qui se fait ailleurs, c'est magnifique. Un immense merci!"

Fanie et Martin






# FANNIE & MARTIN





# FANIE & MARTIN

June 20th, 2015







# MARIA & RORY

## The Proposal Story

The proposal was definitely something that I wanted to be special for my bride to be. It happened during the Christmas holidays in 2014 when I visited Maria's home country for the first time, Colombia. I decided to surprise her with an emerald engagement ring rather than a traditional diamond ring because Colombia is well known for their emeralds and I wanted to give her something that she will have to remember her early years. A few days before Christmas I was able to sneak away from her with her sister and shop for the right ring. On Christmas eve I spoke with both Maria's parents and they gave me their blessing, phewww! I decided to propose Christmas night after all the gifts were shared. The funny thing about this is Maria thought that I did not give her any gift because once all the gifts were opened she still did not receive anything from me. This is when I bent to one knee in front her sister, mom and dad and I asked for her hand in marriage... the best day I ever had!

## The Readings + Music

The music and DJ was provided by one of my good friends from Tux Productions and MVP Montreal.

**"I wanted to give her something that she will have to remember her early years."**



## The Venue

I must admit it's a very important decision to make for a wedding. We decided to use the Westin hotel. We thought a hotel would be a good idea because they really have all the important resources for a wedding and it also requires a lot less planning. We met a wonderful organizer who was always prompt with emails and had all the answers Maria had regarding the wedding and the venue.



## Groom's Attire

I'm a simple guy, I think! So I wore a black suit with a black bow tie. I did however have flashy maroon red suspenders that matched my socks... you gotta keep people on their toes every once and a while!

## The Flowers

The flowers and decor came from the same place. They did a wonderful job turning a plain conference room into a beautiful ceremony. Flower petals were laid out for the aisle, candles were also lit up along the side of the aisle. The podium had white backdrops with flowers and candles in glass bulbs hanging from the frame.

## The Cake

We decided on a white cake and put natural flowers to decorate it. As for the cake toppers we had 2 little penguins with a puppy, unfortunately they did not arrive in time. :(

## Your Photographer

Well what can we say about the photographers. We had Christina Esteban's team do our wedding and we also had her team create a photo album which we love.

## The Honeymoon

Our honeymoon was in Croatia. An absolutely stunning and beautiful country full of great family wine vineyards (it's only 2 hours from Italy) and delicious food. Don't forget the amazing architecture of Dubrovnik.

## Most Memorable Moments

Watching my bride walk the runway with her mom and of course the first dance!

## What happened that wasn't planned

The Westin room for the dinner ceremony had floor to ceiling windows which overlooked the city with a terrace and multiple access to the party. For about 30 minutes or so the dance floor made its way to the terrace which was really cool because our DJ decided to put one of his speakers on the terrace. Dancing between the city lights and the stars.



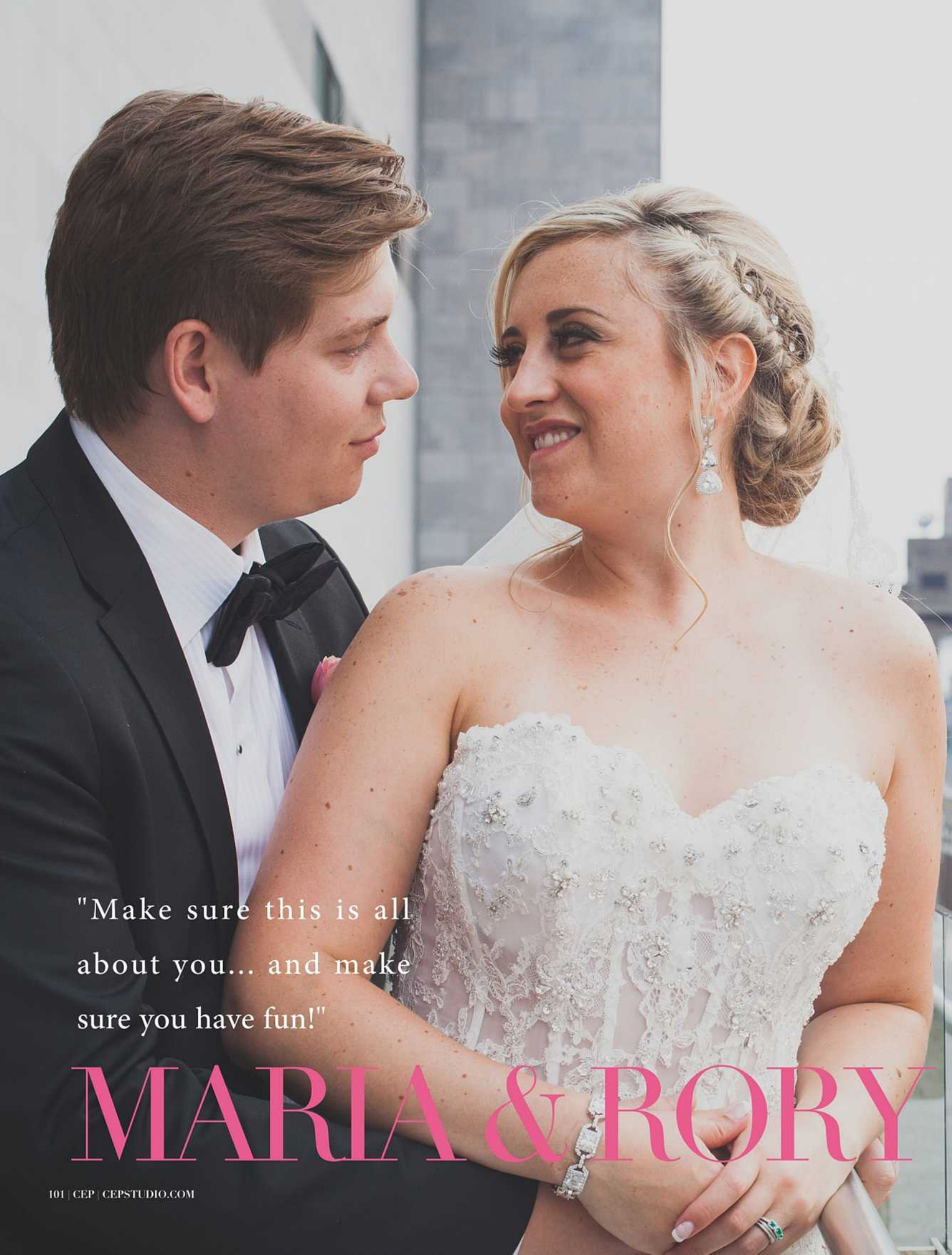
# MARIA & RORY

*July 4th, 2015*

## **The Planning Process**

I must admit, without my wife the whole day would have not been the same. I am not much of a planner but thanks to Maria everything went on without a hitch. We first visited Le Salon Des Mariages to get a sense all the madness around weddings and to be honest the Salon was quite overwhelming. However it was all worth it because that is when we met Christina Esteban Photography. The planning went relatively quickly because we decided to get married at the beginning of July and I proposed at Christmas.





"Make sure this is all  
about you... and make  
sure you have fun!"

# MARIA & RORY





# JESS & JOHN

*A Barnyard Wedding*





# JESS & JOHN

*July 4th, 2015*



It was an absolute honour to photograph this wedding in their backyard and barn down the road, near Carlton Place, Ottawa. Oh and by the way, if a family member can't make it to the wedding..just FaceTime them! We will find a way to add them to the family photos. Best moment of the day, maybe most special moment of my photography career!

- Cristina







# JULIE & ZEL







# JULIE & ZEL

*August 1st, 2015*





# JULIE & ZEL





# MEN IN SUITS

After 8 years of being together, super sexy couple, Daniel and Joshua got married at Le Place d'Armes Hôtel & Suites. We spent hours and hours on the terrace, where their ceremony took place along with their fabulous cocktail. The DJ blasted some amazing tunes as we watched the sun set. Then off we went downstairs to stunning Suite 701 where the party continued. We made some new friends and captured some incredible new memories. Loved being part of this beautiful day! - Christina





# LOVE WINS

## *Daniel & Josh*

*“Will you marry me?”*

*The rest, as they say, is history.*

### **The Proposal Story:**

During a vacation in the Greek island of Crete, Daniel rented a caique (traditional Greek fishing boat) for a private sunset tour of the Greek islands. After more than a few cocktails, Daniel brought Joshua back to their suite where he surprised him with a five-course dinner featuring Greek interpretations of Joshua’s favourite dishes. The dinner was served alongside their private pool overlooking the ocean. The dessert course included an engagement ring and the words “Will you marry me?” The rest, as they say, is history.

### **The Vision for the Day:**

We were looking for something non-traditional and intimate, allowing us to share the day with our closest friends and family. Being from Ottawa, it was important that our “Old Montreal wedding” prominently featured everything the city had to offer. With Old Montreal as our backdrop, our objective was to create a formal, yet laidback, atmosphere that guests would truly enjoy.

### **The Planning Process:**

Daniel owns a PR and event-planning firm, and so he kept a close eye on all the details, focusing primarily on venue, food and beverage. The team at the Place d’Armes was exceptional, suggesting a different setup to allow for a ceremony on their rooftop terrace.

### **The Venue:**

Hotel Place d’Armes, Old Montreal. The ceremony and cocktail hour took place on their rooftop terrace overlooking Old Montreal. The dinner and reception were held in the stunning Suite 701 on the hotel’s main level, across from the Notre Dame Basilica.

### **Groom's Attire:**

Joshua wore a fitted tuxedo from Topman, with shoes from Town Shoes. Daniel had a tuxedo made by SurMesur, with shoes by John Galliano.



### **The Readings + Music:**

Our DJ is a good friend, and is a resident on an Ottawa radio station. He made the trek from Ottawa, preparing a range of tracks that spoke to the couple’s modern taste along with Josh’s love of all things 90s, Daniel’s retro vibe and his French Canadian background. During the cocktail hour, both fathers said a few words. Close friends and Daniel’s sister spoke prior to dinner.

### **The Flowers:**

Alain Simon Fleurs, Montreal. We ordered simple pink orchids as boutonnieres and corsages for the grooms and their families.

### **The Cake:**

The team at Place d’Armes prepared a dessert table in lieu of the traditional wedding cake. It featured a number of our favourites, including butter tarts, pouding chomeur, cupcakes and artisan pastries.

### **Your Photographer:**

Our photographer was the incomparable Christina Esteban. Her team was fantastic and captured our day in a way that reflected our modern taste – with nothing cheesy! They also provided a fabulous photo booth for the reception, for which we prepared large cutouts of our heads, along with one of our cat, and a few pop culture favourites.

### **The Details + Decor:**

Décor was very simple as the space was already spectacular. For the cocktail hour, our décor was the fabulous cityscape of Old Montreal. For the dinner and reception, the setting at Suite 701 was modern yet timeless, with beautiful accents. We brought in ornate frames, large vases and accent lighting to top everything off. We opted for two aisles on the rooftop, each lined with moustache mats to embrace the fact that no bride was present

### **The Honeymoon:**

The honeymoon was a weeklong stay in New York City, sightseeing and enjoying some much-needed rest and relaxation. Wonderful dining, plenty of shopping and definitely some good laughs!

### **What happened that wasn't planned:**

Guests were enjoying the cocktail hour on the rooftop terrace so much that we delayed the move to Suite 701 for dinner so we could enjoy the sunset, and take in the beautiful weather!

### **Advice for Other Couples:**

Don’t lose sight of the bigger picture. Not everything will go as planned, and frankly, guests don’t care. Enjoy your day! If you have a nice venue, good music, food and drinks, the rest is gravy!



### **Most Memorable Moments:**

The most memorable moments were when we saw each other for the first time, just prior to taking photos with friends and family. Celebrating – and drinking – on the rooftop terrace, with beautiful weather, gave us chills on that day, and still does every time we look back on the day.





# DANIEL & JOHUA

August 2nd, 2015







# VANESSA & LORNE

*All About Family*



*"Nous n'aurions pas pu avoir de plus belles photos de fiançailles!!!! Merci mille fois! Christina you're the best! xo" - Vanessa*





# VANESSA & LORNE





# VANESSA & LORNE

*August 8th, 2015*







# Let's Fly Away

*"off, off and away!"*

## **The Proposal Story**

9 years of engagement lol

## **The Vision for the Day**

simple and quick :)

## **The Planning Process**

I called Christina in a panic because my photographer bailed and she told me to breathe and she was free to capture our event :)

## **The Venue**

cocktail dinatoire and off, off and away!

## **Finding the Dress**

1 hour

## **Groom's Attire**

simple hipster

## **The Readings + Music**

a good friend of my husband did an amazing job getting this short event pumping

## **The Cake**

simple white and blue music afficianato cake with our 3 songs :)

## **Your Photographer**

Christina and Maggie :)

## **The Details + Decor**

simple afternoon wedding

## **The Honeymoon**

Greece

## **Most Memorable Moments**

airport

## **What happened that wasn't planned**

great weather!

## **Advice for Other Couples**

make it you :)



# TANIA & DANIEL







# JOANNE & CHRISTOPHE ENGAGEMENT





# JOANNE & CHRISTOPHE

*August 22nd, 2015*





# ROOFTOP WEDDING

*The Nelligan*







# ENGAGEMENT

# LEO & ORI

*Vieux Port Steakhouse*



*Love Wins!*



A photograph of two men in white tuxedos with black lapels and cuffs, holding hands and smiling at each other. They are standing in front of a dark, ornate wrought-iron gate with a repeating scroll pattern. The gate is set against a stone wall. The text 'LEO ORI' is overlaid on the image in a large, serif font. 'LEO' is in a light grey color, and 'ORI' is in black.

# LEO ORI



# LEO & ORI

August 22nd, 2015







# ALI & ROB



*"Enjoy every moment because the day goes by so quickly."*

## **The Vision for the Day**

Romantic

## **The Planning Process**

Very easy, thanks to the help of our mothers!

## **The Venue**

The Windsor

## **Finding the Dress**

Also Easy. I went to one store before working a nightshift. The dress was one of the first few I tried on.

## **Groom's Attire**

Custom-made black tuxedo, a gift from his wife-to-be ;)

## **The Readings + Music**

The bride loves music and walked down the aisle to an acoustic version of Coldplay's Yellow.

## **The Flowers**

Beautiful & creative. (By Charlotte Lefebvre).

## **Your Photographer**

Christina Esteban !!!

## **Your videographer**

Eli Bedran

## **The Details + Decor**

Rustic but elegant

## **The Honeymoon**

2 weeks in Thailand :):)

## **Most Memorable Moments**

Too many to list!

## **What happened that wasn't planned**

The groom got stung by a bee during the photoshoot!  
And the groom never got to say his speech!

## **Advice for other couples**

Enjoy every moment because the day goes by so quickly. And remember to eat your meal! ;)





A wedding couple is shown in a greenhouse. The bride is wearing a white lace wedding dress and a long veil, and the groom is wearing a dark tuxedo with a light-colored bow tie. They are standing close together, holding hands, and looking at each other. The greenhouse is filled with various plants, including a large hanging plant and several potted plants on the floor. The floor is made of small, light-colored tiles. The background shows the arched glass panes of the greenhouse.

## The Proposal Story

He led me back to the house I grew up in and proposed in my old bedroom, where we had our first kiss (note: there was no breaking & entering involved, the house was empty as my parents had just sold it)

*August 23rd, 2015*

*ALI & ROB*





# ALL & ROB

*Years in the making*







# VICKIE & JAMES





**LOVED** all  
of the personal touches.  
From mom's dress designs,  
to James dressing up as  
Vickie's favourite cartoon  
character! It was a very  
personalized wedding,  
great fun, with a keen  
sense of humour  
definitely! Enjoy!!  
Congratulations again  
Vickie & James



*August 29th, 2015*

# VICKIE & JAMES





# LAURA & ROB


*All About Family*

## The Proposal Story

It was New Years Eve and we were up north for the weekend. We were sitting all cozy by the fireplace having some champagne and decided to have dessert , that's when I found a ring in it lol !!! He popped the question!!!!

Most Memorable Moment Saying "I do"





**Advice for Other Couples**

Just enjoy the moment because it passes so quickly don't stress about it being perfect because it will be if you're surrounded by your family .

**What happened that wasn't planned**

Bride crying at the alter & my mother and uncle walking into the reception but the dj couldn't get their names right lol!

*September 5th, 2015*

# LAURA & ROB

## "JUST ENJOY THE MOMENT"

**The Vision for the Day**

Romantic, simple & Elegant

**The Planning Process**

No stress, no fuss, I knew what I wanted & needed. Got my vision & ideas from Pinterest.

**The Venue**

It had to be a small place because I was having a small wedding, so I found Le Crystal that had a great reputation for having great food & it worked out perfectly.

**Groom's Attire**

Grey suit, striped grey & black bow tie & black shoes .Movado watch.

**Photographer**

Christina Esteban photography, Maggie & second shooter. They just know how to take pictures naturally & get to capture the moments as they happen just brilliant!

**The Details + Decor**

Simple blush & white decor mason jars on our table & two beautiful tall candle holders surround by flowers. Blush sashes around each chair in bows & tall vases and tea light candles on each table.

**The Honeymoon**

We didn't get to go on one but I had our baby girl & that's all we needed. Next year we will all go together .

**Finding the Dress**

Well I only had about 3 months to find the perfect dress off the rack because I had just given birth in June but I found it at Sposabella. Lace & tulle beautiful & simple.

**The Readings + Music**

The brides mother & father & music was mixed. Chillout & dance & classic oldies

**The Flowers**

The flowers were blush pink roses & white hydrgea's & some greenery .

**The Cake**

Yuki bakery. 3 tier cake , devil chocolate inside & butter cream icing . Gold piping all around & blush pink flowers coming down the side.




# CAROLINE & BING

Caroline and Bing got married! When our friend Caryn at Timeless Celebration referred us to this dynamic couple, we were super excited to take such an important part in their day. The theme of this wedding was enchanted garden, and I think they nailed it! I absolutely loved their colour scheme, it was one of my favourites! The attention to detail in this wedding was absolutely outstanding. Each guest received an artful hand crafted gift from Caroline's sister. Thank you for choosing our studio for your destination wedding at the Intercontinental Hotel!





# CAROLINE & BING





# MEGAN & SCOTT



# BEST FRIENDS

## The Proposal Story

After pretending to propose many times (how mean! Picture - Megan, what would you say if I bought you a ring? Really Scott?! Nope, just kidding!), Scott finally proposed after a big family dinner. Given his track record, despite being on one knee and it finally being the long awaited real proposal, I assumed he was once again joking! After interrupting him many times and telling him I no longer appreciated his sense of humour, he eventually pulled out a small box. Still unsure whether it was really happening, I continued to give him attitude and a cold shoulder. Once Scott was sufficiently frustrated with his multiple failed attempts and being ignored by me, he finally said "Megan, seriously, can I propose to you already?" and opened the box to show me a REAL ring! Overwhelmed that it was finally happening, after 9 years of dating, I started crying and accepted the ring... and a few minutes later he reminded me I hadn't answered his question, and of course I said YES!







# Megan & Scott

## The Vision for the Day

Simple, Elegant, Romantic and fun!

## The Planning Process

Easy! Within a few weeks of being engaged, we booked our venue, photographer, videographer, band and DJ. Most of these decisions were fairly simple as we had a good idea of what we wanted. Next, we hired our wonderful wedding planner Kristine Goulet, who meticulously planned our perfect dream wedding (and essentially allowed us to be guests at our own wedding!).

## The Venue

Le Windsor

## Finding the Dress

The first attempt at dress shopping was a big fail! I quickly realized that what I thought I wanted would not work. A few weeks later, I shopped for a second time, this time with my mother, and my now mother-in-law and sister-in-law. I immediately fell in love with one dress on the rack, tried it on and loved it more, made everyone cry, didn't want to take it off, found a perfect matching veil, and dress shopping was done! I tried on a few more to please the crowd, but we all knew that was the one.

## Groom's Attire

Scott, his father and brother all had custom-made tuxedos by Peter Mucci. The process was a fun bonding experience for the boys, and Scott looked and felt excellent in his attire!

## The Readings + Music

Ceremony music: Marry me, Train. Photograph, Ed Sheeran. A thousand years, Christina Perri.

First dance: One, Mary J Blige & U2

Mother-son dance: You'll be in my heart, Phil Collins

Father-daughter dance: May you always, The McGuire sisters



# Love Story

## Your videographer

Riccardo Marrone - another easy and great decision! Rick was great from day 1. We had so much fun with him and his crew on the wedding day, our next-day-edit was amazing, and we can't wait to see the finished product!

## The Details + Decor

As we mentioned, Kristine, our absolutely perfect wedding planner from heaven, planned every detail and decor element with us. She created a perfect simple and elegant wedding, blush & gray-themed, with attention to every detail. With Sheryl from Cameleon Design, everything from the invitations to sweet-table decor was custom designed (and matching, of course!). Eventex and Kristine also worked closely to design the custom stage, bars, lighting and drapes to highlight the chuppah, flowers, and all other important elements in the rooms. Kristine could not have made this process easier for us - from bringing samples to our home, answering emails and text messages at all hours of the day and night, speaking with all of the suppliers (and even negotiating with our parents!), she created our dream wedding, with minimal help from myself and Scott.

## The Honeymoon

Since we got married in September, we decided to delay our honeymoon and escape the winter cold in February. This gave us something to look forward to and plan even after the wedding! Scott took care of planning our Hawaii honeymoon - one week at the St Regis Princeville in Kauai, and one week at

the Andaz in Maui. We had perfect weather, ate great food, spent lots of time lounging and relaxing in the sun after exploring the islands. We already can't wait to go back!

## Most Memorable Moments

Our first reveal, spending the afternoon taking pictures with our closest friends, the ceremony, mother-son and father-daughter dances, and of course - smearing wedding cake onto each others faces!

## What happened that wasn't planned

As far as we know, not very much! Other than ruining our wedding cake and the ceremony starting 30 minutes late, Kristine took care of everything behind the scenes and made sure we had a stress-free day!

## Advice for Other Couples

We'll keep this part short & sweet:

1. Hire a wedding planner! They know better than we ever will, and if you find the right person, your engagement and planning will be that much more enjoyable! If you find the right person like we did, you truly can be guests at your own dream wedding and enjoy the moment!
2. Choose a photographer based on personality! Lots of photographers can take great photos. Keep in mind that you'll be spending a lot of time with whoever you choose - make sure it's someone who you want to spend your wedding day with!
3. Splurge on the videographer (& photographer)! At the end of the day, these are the only memories you get to physically keep and perfect photos and a great video will be worth every penny!



# MEGAN & SCOTT

"I adore all of it, but more importantly, you two are incredible people. Maggie and I had a really memorable time with you. I can't believe what an awesome wedding you had. So much love." - Christina





# MONIKA & JOHN



## ALL ABOUT LOVE

### The Proposal Story

John proposed in Rome, Italy on the first night of our trip. He had hired a photographer in advance and arranged to have us meet him at Pincio Hill. John and the photographer recognized each other and the photographer signalled to John via sign language at which specific location he should propose. All this happened without me becoming aware; all I remember was simply enjoying the view. Then, at a certain point, John knelt down and proposed! The photographer captured the entire magical moment on camera!

### The Planning Process

We were lucky enough to have the involvement of Alexandra Event Concierge who helped bring everything together and who introduced us to some of the very talented people we worked with!

### The Venue

The newly renovated Chateau Royal in Laval.

### Finding the Dress

The dress was custom-made by Les Noces Coutures.

### Groom's Attire

John's tuxedo was custom-made at Harry Rosen.



### Photographer


Do we really need to comment? The pictures speak for themselves! We were so lucky to be introduced to Christina who photographed our engagement, engagement shoot and wedding. Her pictures captured our day beautifully!

### Videographer

We went with Ioan films, the first and only videographer we met with. Their videos are always emotional, tasteful and original.

### The Details + Decor

We surprised our guests with an aerial silk performance by the talented aerialist, Caroline Petrement. The beautiful stationary was created by Silvana Misantone from Signature Invitations.



*"Do we really need to comment?"*

*The pictures speak for themselves!"*

### The Flowers

The flowers were done by none other than the amazing Fleurs des Jardins by Paul. He is a flower magician! His work speaks for itself.

### The Cake

The cake was by the oh-so-amazing Luisa Gallupo! We had some cake styles in mind but we could not really decide on a particular one. In the end, we decided to let Luisa do what she does best; we explained to her the look of our wedding, the color scheme and let her surprise us. We were pleased with the result!

### The Honeymoon

We had the pleasure of going to the Maldives and Barcelona, Spain.

### Most Memorable Moments

Difficult to choose just one but seeing each other at church for the first time was a priceless moment!

### Advice for Other Couples

Work with a planner (if possible) and make a budget! And as stressful as the process might seem at times, have fun and trust the people you hire! And try not to micromanage them - let them be creative and do what they do best!



*"Seeing each other at church for  
the first time was a priceless  
moment!"*





# MONIKA & JOHN

September 19th, 2015



**Venue:** Chateau Royal  
**Planner:** Alexandra Event Concierge  
**Rentals:** Celebrations Group, Posibillite N  
**Flowers:** Fleurs Des Jardins  
**Cake:** Luisa Galuppo Cakes  
**Videographer:** Ioan Films  
**DJ:** Absolut Disco  
**Hair:** Nora Ohanessian  
**Invitation suite:** Signature Invitations  
**Aerialist:** Carolina Petrement






# LEWINDSOR

*September 19th, 2015*





# MIA & PATRICK



So much love! We are so fortunate to be chosen to be such an important part of our client's lives. We couldn't be happier with an amazing group of friends who happen to be the best vendors in the industry. Thank you to Le Windsor and to Elegant Wedding Magazine for the beautiful feature! Gorgeous work from our incredible photographers!





# ALEX & JASON

## The Proposal Story

It was our 3 year dating anniversary and we decided to each plan a day for the other. On the Friday Alex planned the day for Jason. She made him breakfast, took him for a couples massage, then for lunch, then to Irish Embassy for drinks (where they had their first date), and then made supper and recreated their second date which consisted of pizza and playing Friends Trivia!

On Saturday Jason planned the day for Alex. In the morning he told her to put some clothes on the bed for the evening and that they would not be home until the next day. He packed her suitcase and they were off. They went to Irish Embassy for breakfast (he also wanted to go to where they had their first date), and then they went to a movie. They saw Gone Girl because Alex had really wanted to see it. IT was really scary and not the best pre-proposal movie (lol) but really fun. They then pulled up to Hotel St-James and had a welcome cocktail. Then they went for another couples massage (both Alex and Jason planned this for the other but they had never done this together before and both thought they were so clever :) ). After the massage they went out for supper to where they had celebrated their 1 year anniversary. Back at the hotel Jason had brought the album they made for their Bahamas trip which was their 2 year anniversary and they reminisced. After that Alex thought the night was over and went to take a shower. After the shower Jason had some candles lit (but blew them out right away for fear of starting a fire lol), and he said he had a small gift. Then he gave her a box, big square box but she knew. She opened it, he got down on one knee and proposed. It was such a happy exciting night and they called all the family and close friends to share the news!!

## The Vision for the Day

We wanted something small, warm, intimate and loving. We just wanted dim lighting, lots of candles and just a loving happy feel. Our theme was warmth!!

## The Planning Process

The planning process was so easy! We did it all together and had the best time. We liked the first of everyone we met (first venue, first videographer first photographer, etc) and went with all of them without ever meeting other people. It made it so easy and so smooth!

We also had so much help from the Nelligan. Veronique Lecuyer was our coordinator from the hotel and she did SO much for us, she was amazing. She recommended places and took care of a lot of the little details!!

*She opened it, he got down on one knee and proposed.*

## The Venue

The venue was perfect! We loved the exposed brick setting or the Nelligan. It was a small boutique hotel, in old montreal so had the perfect warm, intimate feel.

## Finding the Dress

The dress was also really easy! I went to a few stores and found one I loved. It was more than I wanted to spend so I decided to wait. Then I went to one last store, tried one on and knew right away that it was the dress. My mom bought it for me on the spot and I'm so happy I chose it. I didn't let Jason see it until the Wedding Day!

## Groom's Attire

Jason rented a tux from Waxman's. It was perfect. We went together to try on a few different models and he happened to choose the one I also liked best (But I wanted him to choose the one he wanted that made him the happiest). He looked super handsome!!

## The Readings + Music

Our music was one of the highlights of our wedding. Jason found someone online. Her name is Kimberley Dunn and she is a singer and piano player. She played and sang during the ceremony as well as the reception until 9:00pm. Her voice is unbelievable, and everyone at the wedding was completely blown away by her. We would recommend her to everyone. She made the night so special and warm! We still listen to her on her website just because she is sooo good!

We also decided to write our own vows which was the best decision because they were so personal and yet so funny that everyone was laughing during the ceremony. It was the exact feel that we wanted!! We didn't want a religious ceremony, we wanted it to just be about our love so Veronique (from the Nelligan) told us about the FSEV website where you can get officiants. We chose Michel Demers and loved him. He was personable, funny and did exactly what we wanted. Would definitely recommend him!

## The Flowers

The flowers were so easy. We decided to make our own centerpieces (lanterns with candles), so we only needed flowers for the ceremony. We went for a florist in Vaudreuil, recommended to us by the hotel- well by Veronique who was our coordinator for our wedding. They sent us a quote with a picture of what it would look like based on our description and it was perfect so we went with it.



## The Cake

For the cake we went with Rustique Pie kitchen who also happened to do our sweet table as they are now doing the sweet table for the Nelligan. They are incredible and did exactly what we wanted. We went for a tasting and got to taste some different cakes and different icings and they made us a great cake! We wanted to have a fall themed cake.

## Photographer

Maggie was our photographer and we truly can't say enough good things about her. We felt like she was just a friend we were hanging out with. We had fun with her and laughed with her and didn't feel awkward at all! We told her we wanted very natural shots- laughing, smiling, having fun and she did exactly that. We have some incredible photos and she truly captured all the great moments sooo well!! As soon as we have kids we are definitely going to hire her again to do some fun photo shoots!!

## Videographer

Our videographer was great! She only decided at the last minute to have someone mostly because Alex really wanted to.

## The Details + Decor

We just wanted it to be simple. Lots of candles! We had candles down the aisle as well as for centerpieces. Our centerpieces were made by Jason's cousin who is so creative and amazing. They were lanterns which we spray painted rose gold, put a candle inside and some spray painted baby's breath flowers. They were perfect!

## The Honeymoon

The honeymoon was the best trip everrrr!! We went to Italy and had the best food and wine and saw the most amazing things! We did Rome, Florence, Pisa, Cinque Terre, Venice and Sperlonga! We loveddd Florence and we would go back in a heartbeat! Italy is so romantic with all architecture and small streets and the amazing food!! It was the best two weeks starting from a really smooth easy flight over! We aren't the best flyers so this was really great!

## Most Memorable Moments

For both of us, the ceremony was our favorite part. We loved that we did our own vows even though we were both really nervous!

## What happened that wasn't planned

Only one mistake happened so that was a relief! Alex forgot to order a boutonniere for Jason, but Veronique (from the Nelligan) pulled through and somehow made one. She was unbelievable. She did everything and was everywhere and made sure everything was sooo smooth. Even the guests noticed how unbelievable she was!

## Advice for Other Couples

Have fun planning the wedding. It's not stressful if you have fun doing it and you do it together! It doesn't have to be extravagant, just focus on you two as a couple, and your love and that's what the wedding should be about!!





"Maggie did our Wedding in September and she was honestly incredible! First of all, the girls are all so genuinely sweet and are genuinely excited for you. We did an engagement shoot and were shy at first but Maggie made us feel so comfortable. By the time the wedding came around, it felt like Maggie was one of our friends and there as a guest! She was sooo sweet and did such an incredible job. We wanted very natural photos, capturing lots of laughs and smiles and she totally nailed it. The pictures are better than we could have imagined and we are so so grateful and happy we went with her!! We would recommend them to EVERYONE!!" - Alex



*September 19th, 2015*

# ALEX & JASON



# ALEX & JASON





# ELANA & GILLIAN


*Love Wins*

**Love Wins!** We were so proud to be part of it. Life is good when love wins. Surrounded by their best of friends and families, we are so proud to have captured their celebration! Congratulations to the happy brides!! Lots of love!



# ELANA & GILLIAN

September 26th, 2015



*"Christina and Maggie are the best! Our photos turned out to be even better than we imagined. I'd recommend them a thousand times over. Seriously, they're amazing." - Gill*



# CELEBRATING LOVE

## *The Party!*

*"Do what is meaningful for you, but remember that family matters!"*

### **T**he Proposal Story

He got down on one knee.... No, it wasn't quite like that! After 21 years together, we decided to commit formally to each other in front of all of the people we love!

### **The Vision for the Day**

My Big Fat Gay Muslim-Jewish Trinidadian Canadian Wedding

### **The Planning Process**

We started with the idea for the centrepieces and built the rest around that.

### **Finding the suits**

Saleem ordered his Kurta (formal Indian Suit) from Pakistan, and Jack was in Armani

### **The Readings + Music**

We wrote our own vows. We walked in to "All You Need is Love", and walked out to "Never My Love"

### **The Flowers**

We had unique centerpieces of Ken dolls in various domestic scenes.

### **The Venue**

A bold industrial space in the Old Port called Scena. An awesome venue!

### **The Cake**

Cupcakes of two types -- Red Velvet and Key Lime

### **The Details + Decor**

We opened the party with a drag show

### **The Honeymoon**

We are planning it now!

### **Most Memorable Moments**

The ceremony and having our family and friends there

### **Advice for Other Couples**

Do what is meaningful for you, but remember that family matters!


**Planner:** Leo Teatero

**DJ:** Stefan Jez




# SALEEM & JACK

*Love Wins!*  
*October 3rd, 2015*




*"Love, Love, Love the pictures and can't stop looking at them. You have certainly captured our wedding and also appreciated working with you during the evening!"*

*Thanks  
Jack And Saleem"*







# SPRING E-SESSION

## The Proposal Story

Christmas morning 2014. James surprised me by proposing while I was opening gifts.

## The Vision for the Day

Beautiful fall sunny day surrounded by family and friends.

## The Planning Process

We had a short engagement so the planning process was very fast. We relied on recommendations from friends and what we have seen from other weddings in the past. Once we had our confirmed date and booked the vendor, everything fell into place.

## The Venue

Chapiteau Le Monarque

## Finding the Dress

I knew exactly what I wanted - fitted, lace and backless. I found the dress in the second store I visited. I brought my Maid of Honor for a second opinion and she said right away "that's the dress".



## The Flowers

Atelier Carmel

## The Cake

We were lucky to have a friend who made our cakes.

We chose to have one center 3 tiered buttercream cake with 3 mini cakes centered around.

## The Details + Decor

I worked with Carmel from Atelier Carmel to translate my vision of a Victorian Garden into life. We used a lot of antique gold compote and pedestal bowls filled with foliage. We used sandstorm and sahara colored roses to work against the gold and plum color scheme.

## Advice for Other Couples

"It is your day, take a step back, breath and take it all in. Before you know it, the night will be over."

## The Honeymoon

Exuma in Bahamas

## Most Memorable Moments

Hard to choose just one.

## What happened that wasn't planned

Marco from Entertainment Stars was available last minute and we couldn't have been happier. Everything always works out:)

## Groom's Attire

Tiger of Sweden Suit and Santoni Shoes

## The Readings + Music

The bridesmaids and I walked down to a string quartet.

James' best man read from Dalai Lama's writing, "FOR LIFE IN THE NEW MILLENNIUM"



# LORIANNE & JAMES



# LORIANNA & JAMES

*October 3rd, 2015*





# LORIANN & JAMES

*"Everything fell into place"*





# ALL ABOUT MEGAN & RYAN



## ENGAGEMENT

*"Well, let's make it official then"*

### The Planning Process

Ryan and I have been part of many weddings before, so we both knew exactly how much work goes into planning and executing. Since I am also a full time student, we wanted time to be on our side, so we quickly picked a date a year and 7 months after we got engaged. I knew that I wanted to do as much as possible on my own. There are many talented wedding organizers around, but I wanted to do it on my own. One of my friends had gotten married the summer before, and she sent me an amazing excel spreadsheet to stay organized. We prioritized our budget, spoke to our parents about what they were able to contribute, and chose our wedding party very early on. Staying organized was certainly the key to being able to get everything done. Having a venue that was essentially a blank slate was wonderful for personalizing things, but also a lot of work. We visited many vendors, got lots of quotes, and my sister and I went to every bridal show in Montreal. Another helpful thing that we did was pick one day a week where we were not allowed to talk about the wedding. It's so easy to get wrapped up in all the planning that you focus on the day and not on the marriage. I think that helped keep us sane!

### Photographer

I can't say enough about Christina and her team! From our engagement, we knew we had made the right decision. The whole team was so professional and organized, even when things got hectic the morning of. Maggie was even game to take the city bus with Ryan and the groomsmen to the venue! Everything went so smoothly and we got every picture we wanted due to their meticulousness and organization. They are so professional and such lovely people. And our photos were fabulous - they really captured everything so perfectly. We would highly recommend them to everyone and anyone.




### The Proposal Story

My husband is the king of poker faces!! After work one day he casually suggested going out to one of our favorite restaurants. I refused, saying I wasn't feeling well and I would take a nap. He didn't even look disappointed or try to convince me to go out! After my nap I felt much better so I said I didn't feel like cooking so we should go. Thank goodness I didn't open the fridge - I would have seen the numerous bottles of champagne chilling, waiting for a big surprise! At the restaurant we were discussing a serious health concern I had and he was being amazingly supportive. I made a comment about us being family, and he looked at me and said "well, let's make it official then" and got on one knee and pulled out the most beautiful, dazzling ring I've ever seen! He had a special box made for my rings, with my initials on it and my birthstones. I can barely remember the moment, but I'm pretty sure I said yes! Little did I know he had chosen the restaurant because it is tiny (it can only sit around 30 people) and he was nervous and didn't want a big crowd around. The waitress later told us that we were the first couple to get engaged there! It was so special. We later went to my apartment to pack some things (I never spent another night there!) and went back to his (now our) place, where there was a second surprise. All my close girlfriends and my sister were there, ready to drink champagne and celebrate!

### Groom's Attire

### The Vision for the Day

I must have gone through a dozen different ideas on how I wanted the day to look - Pinterest can be a friend or a foe! But in the end we settled with what we thought would look best with the venue. We wanted something chic and glamorous, yet not cold and impersonal. I wanted a lot of white, with pops of bright blue, rose pink and silver accents. We made sure to put little personal



touches on everything we did. I borrowed little touches from other people's weddings that I enjoyed, for example, a funny little program modeled after one Ryan's cousin wrote for her wedding, and baskets full of toiletries in the bathrooms as one of my close friends had. Since I have severe allergies, we kept the flowers to a minimum and brought in things we loved as part of the decorations. I adore Paris, so mini Eiffel towers held the place cards; we love wine so silver wine bottles graced the tables, and we always have candles burning so candles were everywhere! I guess in the end our theme was really family.

**Advice for Other Couples** Focus on the relationship, not just the day! It's easy to get caught up in all the wedding hype. Take time to enjoy each other, and enjoy being engaged - it goes by so fast! It's difficult, but try

not to get caught up in little things that really add up cost-wise but do not add much to the feel or experience of the day. That being said, do not skimp when it comes to spending on quality items or vendors that you decide are important. Having Christina photograph our wedding was an investment in keeping our memories vibrant for the future and really capturing the moment, which was important to us. Having amazing food was like a gift to our guests. Having a venue that accommodated the reception, cocktail hour and ceremony cut back on having to pay for many spaces and transportation. Do online research to find the best prices and amazing ideas. I was able to order my custom hanger for my dress from etsy. We ordered all our decorations online. Candles from Ikea are inexpensive but do the job really well. Research vendors really well. Do not be afraid to ask for references. Be mindful and critical when looking at online evaluations - one vendor had lots of positives on their facebook page, yet a lot of the positives came from people related to the owner! Things will absolutely go wrong, it's to be expected. Hope for the best but prepare for the worst! Try to remember that in the moment they seem horrible, but one day you will look back and laugh at the things that went awry. And, frankly, unless it's something outlandish no one will notice anyway! Think of your guests while planning. It is your day but they're giving up their time to come and support you. We've received so many compliments on our food, the toiletry baskets, and the party in general!



# ALL ABOUT MEGAN & RYAN

## Finding the Dress

I never expected to find my dress so easily! I had only planned on going with my mom, as I've noticed on some TV shows that too many opinions are often a bad idea! However when I found out how disappointed some friends and family were, I decided to make a day out of looking on St Hubert street and then going out for a nice lunch, and coming back another day with just my mom to do some serious shopping. The staff at boutique Nadia were so sweet and accommodating! It was the first store we went to, and my best friend spotted my dress and told me excitedly "there's your dress!". I feel in love with it right away! I tried it on first and decided on the spot. I tried on a few others just for the experience, but I knew right away that was my dress. We bought it on the spot and happily went out to lunch!! I found my shoes on www.dsw.com, they were the perfect color and good quality. After a long search for a necklace, I finally took a chance and ordered mine on Target.com, and it was perfect. I included a ring that was my maternal grandmother's and my paternal grandmother's watch to bring in something old (and beautiful). I found an edgy ear cuff at le Chateau and I was ready to go!


## The Readings + Music

We asked Ryan's cousin and one of my aunts to do a reading. For Ryan's cousin we chose something we both liked by researching online. For my aunt we chose "love is patient, love is kind", but for a unique twist we planned to have her read it in Italian, to celebrate part of my adopted heritage. For the music, I chose to walk down the aisle to "Beautiful" by Headly, because if you can't celebrate your beauty on your wedding day, when can you?! For our first dance we chose a ballad version of Relient K's "the best thing". It was a long search, but we found it on youtube and downloaded it. It had all the right words and just felt like us. My dance with my dad was very special. My dad is an amazing dancer and I have wonderful memories of him teaching me how to dance when I was little. He's also a major Motown fan! So it was only natural that we would dance a cha-cha to "My Girl" by The Temptations.

## The Cake

The cake was quite the adventure. I have severe allergies to nuts so finding something that was guaranteed nut-free left me with few options. Then I found Deb at Whipped Dreams bakery! She was amazing! I brought her a picture of a cake I loved and she made it into reality. She was so helpful when it came to suggestions, sizes and colors. It was absolutely delicious, and safe for me to enjoy!

*"There's your dress!"  
I feel in love with it right away!"*



## What happened that wasn't planned

Oh my, a few things happened that we didn't plan! My husband and I were both sick leading up to the wedding - I barely had a voice on our wedding day! My brother had a bit too much fun and accidentally left with my husband's suit jacket - which happened to have his antibiotics and the key to the honeymoon suite in the pocket! My aunt was supposed to do one of the readings, however she got caught up in classic Montreal traffic and construction and missed the ceremony! We were sad that she missed it, but these things happen. For Christmas this year she gave us a framed copy of the reading she was supposed to do, and we all had a good laugh!

## The Details + Decor

I decided to have my dad and stepdad walk me down the aisle, but only halfway. My husband met me halfway and we walked the rest of the way together. It symbolized our commitment to always meeting each other halfway and being a team! Don't feel like you have to do everything by tradition if you don't want to, and don't feel like you need to reinvent the wheel. It's your day and make it special! I spent a lot of time working on the programs for the wedding. I wanted to detail the plan for the day, especially because it was non-traditional. I also wanted to give a shout out to all those who helped make the day possible. We chose the Chanel chairs and the frosted glass square tables because they fit with the look we were going for. We also wanted to pick chairs and tables we didn't have to cover with linens. We found the perfect blue bowls at Stokes and filled them with water and added floating candles for soft lighting. We also found Eiffel Towers at Stokes to accent the sweetheart table.

## The Flowers

I wanted to make a brooch bouquet instead of carrying a traditional flower bouquet, however it turned into a Pinterest fail! At the last minute I found florist Orsini who made me a beautiful bouquet and incorporated brooches that belonged to my great-grandmother and grandmother. He really saved the day! He also made the boutonnières for the groomsmen and our moms. For my ladies, I saved some cash by making their bouquets with roses I bought at Costco with the help of my very talented aunt and cousins.

*"It's your day and make it special!"*

## The Venue

We were looking for a venue in which we could have both the ceremony, cocktail hour and the reception. I fell in love with the Belvedere room at the Montreal Science Center the moment I walked in. We had also gone on an early date to the Science Center early on in our relationship, so it was a special place for us. The backdrop of the city was spectacular and the proximity to the old port helped us in taking our photos without taking too much time out of the day.



## The Honeymoon

Due to my school schedule, we still haven't been able to take an actual honeymoon! However, since we got married on a long weekend we did get a few nights at the Nelligan, and played tourist in our own city. We went out for long walks around the old port, had some fantastic dinners, and even won big at the casino! When you're in love everyday is a honeymoon!





# MEAGAN & RYAN

*Jacques Cartier Square*




## Most Memorable Moments

Hands down, the best moment was walking into the ceremony and seeing my husband. We hadn't seen each other in a day and it felt like an eternity. All the chaos of getting ready in the morning and planning a wedding just quieted down and I was able to relax as soon as I saw his face. We had Irish dancers come in and perform while the guests were eating. It was a huge success! They did a fantastic job. Dancing with my dad was also one of the highlights for me. It meant so much to both of us and I had to practice a lot to keep up with him! It was a very sweet moment. During the wedding process my dad would often tease me about the cost of everything and how Chalet BBQ has a free banquet hall that we could use. Nothing against Chalet BBQ, but it was not my vision for my wedding day! So as a surprise to him we ordered meals from Chalet BBQ for our guests for midnight and surprised him by announcing it. Seeing his face was priceless! I may be married now, but for a long time I was a very single gal. I always hated the throwing of the bouquet tradition, so I decided I wasn't going to do it. We had a small bouquet made, and I gave it to my cousin, who was also my maid of honor. She got married two weeks after us, so we knew who was getting married next anyway! It was my way of thanking her for all her hard work during the planning and execution of the entire day.



# VIEUX PORT

October 10th, 2015







# 25th ANNIVERSARY

*FERNANDA & FREDERICO*





# MOLLY & JEREMY

"Molly and I echo many of the comments we have read... Their care, work and dedication to their craft is second to none. And more important than anything else, they are truly amazing individuals. Their general excitement and enthusiasm for our wedding surpassed on many days our very own. We would strongly recommend CEP to anybody looking for a photographer. We could not have imagined booking anybody else for our wedding day. Thank you to the whole team from both Molly and myself for a truly amazing job from start to finish. We appreciate and are gracious for everything you did for us." - Jeremy

## This amazing couple

were married late fall. We couldn't be happier for them. We fell in love with their ideas and went with their photography goals for their big day. We had a tonne of fun with them and wish them an awesome future together.





IN

THE  
MOMENT



# Molly & Jeremy



October 24th, 2015





# KARINE & ALEX

*Orange Julep*





# THE HORAH





# KARINE & ALEX

*October 25th, 2015*







# ENGAGEMENT

*"I wanted a more romantic and he wanted something a bit more contemporary so we combined the 2"*

## The Proposal Story

Joel and I were in Florida on vacation with our families. On December 27th, it was our 3 year anniversary. Joel told me that he had planned a dinner for us at a restaurant by the water.

When I went outside to meet him, there was a red carpet on the driveway and he was waiting at the end, standing by a limo with a bouquet of flowers. I thought it was a surprise for our anniversary but then he proposed! After I of course said yes, our families joined us and we had a little celebration.

## The Vision for the Day

I always had an idea of the wedding that I wanted. I am very detail oriented and know what I like. It was important that both Joel and I contributed to the day and that we had everything we both wanted. I wanted a more romantic and he wanted something a bit more contemporary so we combined the 2. We also both wanted to the room to be very warm and inviting with a fun vibe.

## The Planning Process

I was warned by many people who have planned weddings that it could be very stressful to plan. For us, the process was very smooth, easy and fun. Our parents were very involved and we had a great wedding planner, Emilie Waxman, to help make our vision a reality and make sure that all of the logistics were taken care of. We were able to enjoy our planning process as well as the actual night without worrying about all the little details.

## The Venue

We got married at Congregation Shaare Hashomayim. It was perfect for us! The sanctuary where we got married is stunning and the reception room allowed us to be creative and decorate how we wanted. They were also amazing to work with, especially Jose who did the catering and the logistics for the wedding day. Nothing was a problem!

## Finding the Dress

I got my dress at Anne Jean-Michel. I knew exactly what I wanted and the moment I put the dress on I knew it was the one. Everything from the first appointment to the last fitting was a pleasure and a great experience.

## Groom's Attire

Joel wore a black modern tuxedo He wore a black bow tie with it.

## The Readings + Music

Our ceremony was a typical Jewish ceremony. We met with the Rabbi and discussed how we wanted it to be. The music was very important to Joel. We had Montreal Rhapsody Orchestra for the ceremony as well as the party. The band was amazing! They played almost all night and the dance floor was packed.

## The Flowers

Paul from Fleurs des Jardins did our flowers. I was blown away with his work! For the minute we met, I knew that he was able to make the room look exactly how we wanted. We had all white flowers in different arrangements and pin spotting which enhanced the flowers even more. Paul truly went above and beyond what I could have imagined.

## The Cake

Tziporah Widman made and designed our cake. It was white and silver to match the décor of the room.

## Photographer

Christina Esteban was our photographer. From the second we met her, we knew that we wanted her to be a part of our wedding. She is so easy to work with and makes everyone feel comfortable. The day of the wedding was so much fun. We took pictures inside and outside and were amazed when we saw the finished product. We absolutely love our pictures!

## Videographer

Elie Bedran was our videographer. He is amazing to work with. Happy, friendly and fun. Even did up my dress when my mom and sister couldn't get all the buttons closed. We haven't seen the end result yet but I know that his work is amazing and he was a pleasure to have around all day.

## The Details + Decor

We worked with Emilie for the décor. We wanted the room to feel warm and inviting so we had a lot of candles. The room was mainly silver with Lucite chairs to give it a contemporary feel like Joel had wanted. We had coordinating flower arrangements, one more romantic and traditional and the other more contemporary and branchy. The lighting in the room had a purple hue which felt warm and inviting. Celebrations did all our rentals, from the linens to the chairs. We had Paul for Jardins des Fleurs decorate our chuppah for the ceremony and he did an outstanding job with all white flowers and branches. The overall look was contemporary and romantic.

## Most Memorable Moments

The whole day and night was amazing, its so hard to pick one moment!

## What happened that wasn't planned

Thanks to Emilie, everything went as planned. No surprises!

## Advice for Other Couples

It's easy to get caught up with all of the little details but remember that the wedding day flies by. Make sure to live in the moment and spend as much time together as you can. People remember the warmth that they feel in the room and the fun that they had, that's what's most important!

# ERIN & JOEL





# ERIN & JOEL

*November 7th, 2015*





# ERIN & JOEL

**Venue:** Shaar Hashomayim  
**Planner:** Emilie Waxman  
**Dress:** Anne Jean-Michel  
**Flowers:** Fleurs Des Jardins  
**Cake:** Tziporah Widman  
**Videographer:** Elie Bedran  
**Music:** Montreal Rhapsody Orchestra  
**Cocktail:** Celebration Group








# Rola & Nathan

We met this couple and family at the Salon Marions Nous in January 2015. We are so happy for them, their journey is here in Montreal, together again! We are beyond happy and proud of our photographers who worked so hard and lovingly with this extraordinary couple. Congratulations to our newlyweds, Rola & Nathan!





# TOGETHER AGAIN


*We Did It!*







**ROLA & NATHAN**  
*November 7, 2015*





# TABLET FOR 22

*Plus 2*







# MALIKA & SAM

*November 28, 2015*

What a beautiful way for our studio to close 2015 with this incredible couple. This couple is after my own heart, planning their wedding in less than 5 weeks! Thanks to Charlotte Marie Bridal and Event Makeup, we helped create for this couple their dream wedding. Congratulations Malika & Sam!





*Hair: Nora O*  
*Event Planner: Melissa Renda from Maddy K*  
*Flowers: Ndg Florist*  
*Love letters: Marquee Letters*  
*Restauraunt: Oceana*  
*Hotel: Château Vaudreuil*  
*Cake: Dolci Piu*  
*Desserts: Rustique*  
*Music: The Directors Showband*





# CLAUDIA & MICHEL


Engagement





# RACHEL & KANG

*City Chic*





# ANDRÉANNE & FADI


*Soon to be  
newlyweds!*

Big Congratulations to Andréanne & Fadi!  
We can't wait to photograph their wedding!





# REBECCA & IRA







# ENGAGEMENT

## *BRIAN & ANDREW*

Bundle up, grab a coffee & sweet with your sweet! Go for a stroll and enjoy the day! Brian and Andrew are getting married! We are so excited for them and their families!

LOVE! Xo







# CHRISTIE & JEREMY





# ROBIN & MICHAEL






# JESSICA & JOEL





"#1 Montreal Wedding Photographers!! Christina and Maggie made us feel at ease with their warm and engaging attitudes. For two "photo-shy" people, we had an absolutely blast working with them. We couldn't be happier with the results. Thank you thank you thank you!" - Joel





# JOELLE & ELIE

Engagement Shoot







# CHRIS & OLIMPIA

## SURPRISE!

*October 2nd, 2015*

We always feel so lucky to share an important moment in the lives of our couples, but when Chris reached out to us from Toronto to photograph his proposal I knew that I was in for something special! A big thank you to Chris and Olimpia for putting a smile on my face, and an even bigger congratulations on your engagement!

xoxo Maggie




# Free For All Friday!

MELODY & SAMSON "We were first to be photographed for free for all Fridays and it was fun! Christina and Maggie are easy to talk to and they try to direct you for natural looking photographs that match your style, even when we were so camera shy!" - Melody






# GRACE & JOHN



## Free For All Friday!

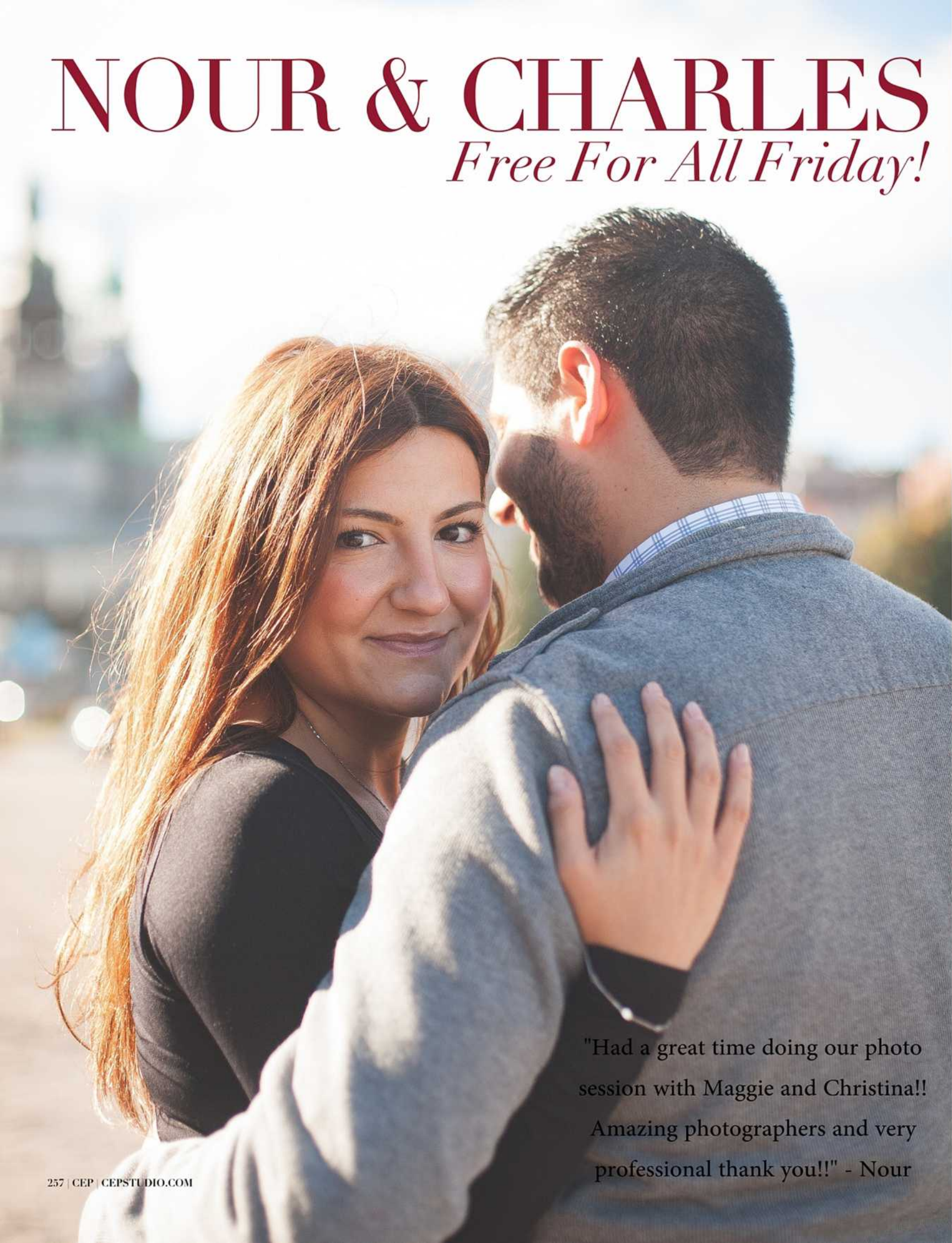
Our studio is making it a point to think differently and dress up our creativity in a big way. As wedding season begins to wind down, we want to find new and exciting ways to develop, train and improve how we shoot. At our studio, we place ourselves in constant learning mode, by testing out new lighting conditions, practicing our posing or “non-posing” directions and believe me, we can learn a lot from you!






# NOUR & CHARLES

*Free For All Friday!*



"Had a great time doing our photo session with Maggie and Christina!! Amazing photographers and very professional thank you!!" - Nour





# JEN & ROB



## PORTRAITS

This was shot around Valentine's day. Montreal broke a weather record of coldest month in 115 years! This couple, Jen & Robert were all smiles despite the cold!







## *From our Perspective*

Every day we are asked by our clients to see more of our work, who we would recommend as vendors for their special events. We have photographed over 135 events in 2015 and are fortunate enough to work with the best in the industry of event planning, catering, wardrobe, decor, venue location, makeup, hair stylists and more. We invite you to become familiar with who we consider work family and to gain a better idea of how we work, our style, our personalities and the love we have for our work. This magazine is for our clients - old, new and to our future friends. Enjoy!

**Christina Esteban**

### **Contact**

433 Saint Claude  
Montreal, QC  
H2Y 3B6  
ce@cepstudio.com  
514.777.9525

*cep*  
CHRISTINA ESTEBAN PHOTOGRAPHY